


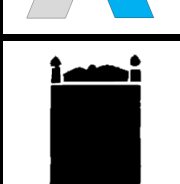

	3
	4
	2
	5
	1
	6

The illustration shows a castle with several elements:
 

- Roof:** A knight in blue (4) and a horse silhouette (6) are in the left gable. A king (3) and a knight in blue (4) are in the right gable.
- Left Wall:** A king (3) is in a circle. A queen (2) is in a circle.
- Right Wall:** A knight (4) is in a circle. A horse silhouette (6) is in a circle.
- Central Tower:** A knight (4) is in a circle. A horse silhouette (6) is in a circle.
- Bottom Left:** A queen (2) is in a large circle.
- Bottom Middle:** A knight (4) is in a circle. A horse silhouette (6) is in a circle.
- Bottom Right:** A king (3) is in a circle. A horse silhouette (6) is in a circle.

Domaine : Construire les premiers outils pour structurer sa pensée / construire le nombre pour exprimer les quantités

Compétence : Numérer des objets et écrire les nombres

Consigne : Compte combien d'objets de chaque sorte tu vois, et indique le dans le tableau

